


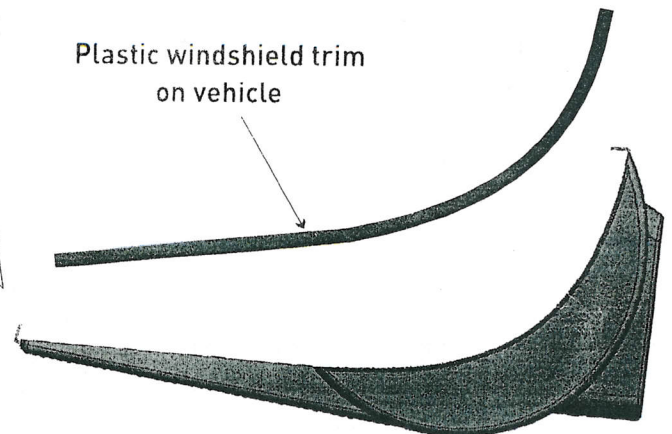
2008 JK Overhead Console Installation




Hook

1

Plastic windshield trim
on vehicle



Console Side View




2

Press

- (1) Hook the rear tabs on the plastic windshield shroud.
- (2) Press the front where indicated in the picture to snap the console in place. That's it! Good job.

Advanced Accessory Concepts Corona CA. Tech help: 951-339-1469

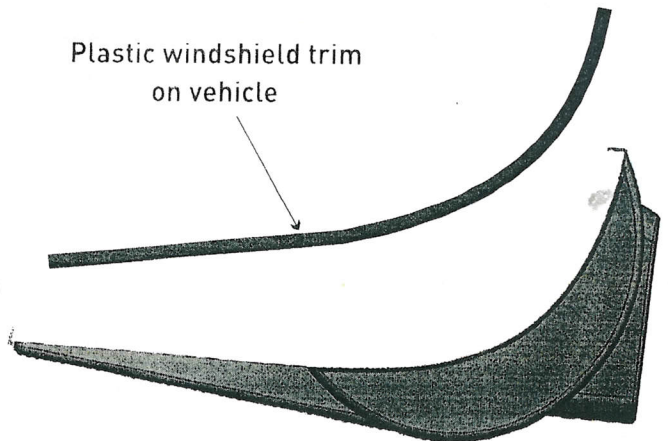
2008 JK Overhead Console Installation



Hook

1

Plastic windshield trim
on vehicle



Console Side View



2

Press

- (1) Hook the rear tabs on the plastic windshield shroud.
- (2) Press the front where indicated in the picture to snap the console in place. That's it! Good job.

Advanced Accessory Concepts Corona CA. Tech help: 951-339-1469